

## Readers

---

---

Dear customers, your use of the broadcasting company speaker series. We would like to extend my heartfelt thanks to all of the Company manufactured products have been tested before, the commitment to keep its quality. Loud - speakers broadcast Pan-for hotels, commercial buildings, supermarkets, schools, leisure and entertainment venues, is your ideal choice. For your installation, commissioning and use of this product, the installation please read this note.

## Safety Tips


---

---

- Please be sure to use the former reading detailed notes.
- Really pay attention to this manual and a safety with the important warning.
- Recommend that you keep this manual for future reference.

### Common warning signs and security

The manual shown warning signs and security is to prevent the improper operation due to personal injury arising from the loss of property, please read before using this product must understand that this manual security symbols and Warning to indicate fully aware of potential risks.

 <b>Warning</b>	Such as the inappropriate use of staff will cause injury, death and property damage.
---	--

### When installed loudspeakers

- Definitely will not be allowed to speakers and any exposure in the rain-wet or water, may be inconsistent with ,or fire.
- Restricted by the provisions of the speakers on the voltage, such as the use of high voltage may cause electric shock or fire disaster. Is no pruning, distorted, or replacement of damaged wires.
- Avoid instability in the installation or set up speakers, such as shaking the table or flat surface , the speaker can avoid falling caused personal injury or property damage.
- Speakers will be installed in support of the speaker or the weight of a solid shelf. Speaker swap can be avoided caused personal injury or property damage.
- Wet hands must not be admitted into or plugs, may lead to electric shocks.
- The allocation of plugs, make sure that pull plugs, rather than pull wires. The use of a damaged power line of machinery may cause fire or electric shock.
- Mobile speaker, you plug the prior allocated. If the speaker and plugs may be moving together will cause fire or electric shock. For plugs, identified as plugs for grip.
- Will not be allowed to speakers on the vent cover. May cause internal heating caused by the fire.
- Avoid speakers installed in the humidity or dust, direct contact with the sun, from the near-electric, or smoke or steam, may cause fire or electric shock.



# Professional Speaker

---

---



**TS-510**

**OWNER'S MANUAL**

## Features

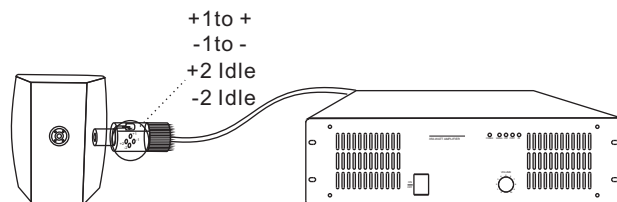
Adopt one 10 " woofer speaker unit and one 1.4 " circular polyethylene diaphragm compression HF unit;The box body is made of 15mm plywood, quality light, processing with wear-resisting spray paint, paste with dust-proof net cotton outside;The frequency driver is precisely designed to optimize vocals intermediate frequency expression;Multiple screw hole for hoist, a diameter of 35 mm column pole socket, variety of installation.Matching with TS series professional power amplifier and the front-end processor, to compose of a set perfect sound, vocal performance outstanding high-end entertainment conference sound system, apply to the theater, KTV rooms, high grade conference room and multi-function hall etc. It can be used as high-performance satellite speaker when it match with subwoofer.

## Specifications

<b>Model</b>	TS-510
<b>Rated Power</b>	250W
<b>Max Power</b>	500W
<b>Impedance</b>	8Ω
<b>SPL</b>	97dB/W/M
<b>Max SPL</b>	121dB/W/M
<b>Freq Response</b>	65Hz-20KHz
<b>Coverage Angle</b>	(H)80° (V)60°
<b>Weight</b>	15.5Kg

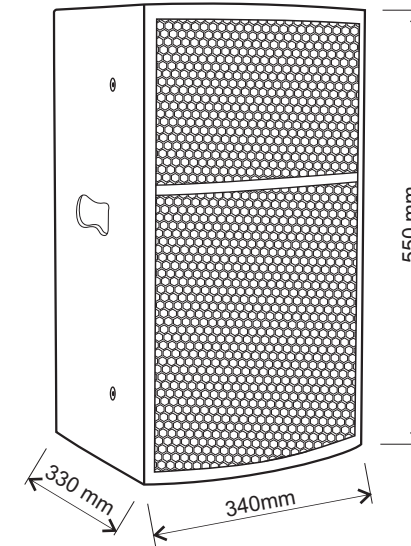
## Connection Methods

Please connect the 4-core plug to amplifier. Connect terminal "+1" to terminal "+", connect terminal "-1" to terminal "-". And then connect the 4-core plug to the 4-core socket on loudspeaker.



After well connected, please lower the amplifier volume to minimum, and then turn on amplifier, select audio source and adjust the volume to suitable level.

## Dimension



## Label Stickers

